



## **Head Start/Early Head Start Annual Report 2020 -2021**

**Southern New Hampshire Services, Inc.**

***The Community Action Partnership Serving Hillsborough and Rockingham Counties***

### **Mission Statement:**

The Mission of our program is to empower families to meet present and future challenges with confidence.

### **Vision Statement:**

To form partnerships built on mutual respect to support child and family development and promote lifelong educational success.

### **Program:**

Southern New Hampshire Services, Inc. (SNHS) Child Development Program provides Head Start and Early Head Start services for Hillsborough and Rockingham Counties, NH. The program has both rural and urban sites and provides program options including part-day Head Start, Head Start with wrap around childcare, center-based Early Head Start, and home-based Early Head Start. SNHS, Inc. has two classrooms funded through an Early Head Start-Child Care Partnership grant to increase the number of Early Head Start options in the community.



**Part Day Head Start:** This program model provides preschool experiences for children 3 to 5 years of age. It is designed to involve the whole family in a multifaceted approach to literacy and the child's developmental needs. In addition to individual classroom education activities, each child's medical, dental, nutritional, emotional, and social needs are addressed. Typically, the program hours are 9:00am-1:00pm. Five part-day classrooms have increased programs hours and typically operate from 8:30am-2:30pm. Part day sites are located in the cities of Manchester and Nashua and the towns of Greenville, Derry, Portsmouth,

Hampton, Seabrook, Raymond, and Hillsborough. Due to the COVID-19 pandemic this program model has looked a little different this past year. Offerings have fluctuated as needed in response to following COVID-19 guidelines.

**Early Head Start:** Early Head Start serves children birth through 3 years of age in home based and center based settings. Early Head Start provides services to infants and toddlers as well as their families. Early Head Start program options are located in the cities of Manchester and Nashua. This is a comprehensive program addressing physical health, mental health, social, emotional, and developmental needs.



**Head Start with wrap around child care:** This program model provides child care options before and after the Head Start day to families who are working, in school, or engaged in a job training program. The program has three centers that provide full day services to Head Start eligible families. Each Center accepts State Scholarship assistance for families of low-income. Typically, the program hours are 7:00am- 5:00pm and they are located in the cities of Nashua and Manchester, and the town of Hillsborough.

**COVID-19**

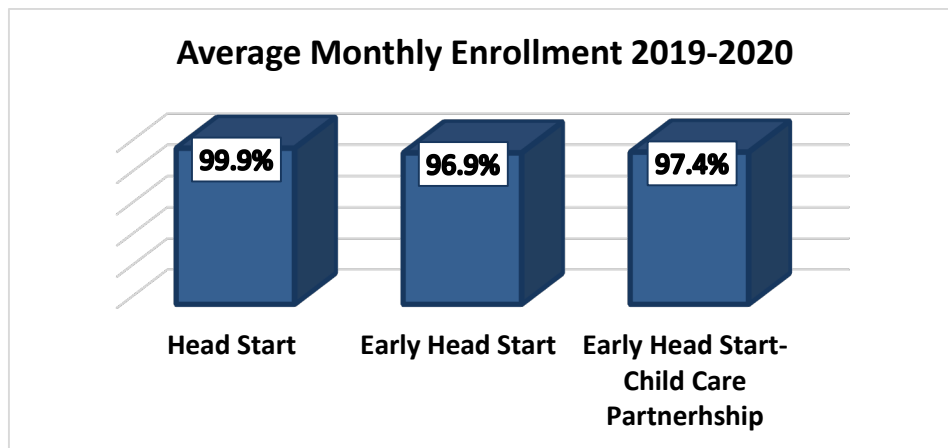
Program data collection was impacted in the 2019-2020 program year with the COVID-19 pandemic and the subsequent interruption of services. Ongoing modifications have been necessary to provide the a safe and effective program for families and to meet public health recommendations.

**2019-2020 SNHS, Inc.:** Enrollment information is identified below as funded enrollment and cumulative enrollment. Cumulative enrollment is inclusive of all enrollees who received services during the program year. Due to turnover more children may receive services than indicated by the funded enrollment numbers.

<b>Funded Enrollment</b>	<b>Children</b>
Head Start	432
Early Head Start	102
Early Head Start-Child Care Partnership	16

<b>Cumulative Enrollment</b>	<b>Children</b>	<b>Families</b>
Head Start	472	444
Early Head Start	115	91
Early Head Start-Child Care Partnership	23	22

We estimate that we served approximately **24.3%** of the income eligible children and families in our service area.



## Family Engagement

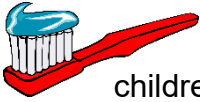
Family engagement is a cornerstone of the Head Start and Early Head Start programs. In a typical program year, we provide a variety of opportunities for families to spend time in the classroom, attend family meetings, learn strategies to support their child's learning and take on leadership roles. The below chart identifies family engagement opportunities provided in the program. Part way through 2019-2020 program year, the COVID-19 pandemic resulted into changes in our ability to freely have families volunteer in our classrooms. Some of the activities were able to continue as usual that are outlined below and others had to be adapted to meet the best practice guidelines and recommendations during the pandemic.

	Family Well-Being	Parent/Child Relationship	Lifelong Educators	Family as Learners	Transitions	Connections Peers/Comm.	Advocates & Leaders
Dining with Dudes	X	X				X	
Luncheon with Ladies	X	X				X	
Grandparents Tea	X	X					
Harvest Celebrations	X	X					
Home School Connections		X	X	X	X		
Helping Hands			X		X		
Read-a-Thons 3X per year		X	X				
Classroom Lending Libraries		X	X	X			
Question of the Day		X	X	X	X		
Night at the Museum		X	X	X		X	
Apple-A-Day	X	X	X	X			
Talk It Up	X	X	X	X			
Positive Solutions for Parenting	X	X	X	X		X	
Home Based Socialization	X	X	X	X	X	X	
Parent Committee Meetings	X	X	X	X	X	X	X
Home and Center Visits	X	X	X	X	X	X	X
Policy Council				X		X	X

## Volunteers

For the past 3 program years we have averaged **695** individuals volunteering in our program. Of this number an average of **278** over the past 3 years were current or former Head Start parents.

## Head Start and Early Head Start Medical and Dental Exams



SNHS staff partner with families in helping them establish medical and dental homes for their children to help keep their children up to date on their schedule of medical and oral health care. Information is gathered from the parent during application through enrollment and ongoing through the program year. Staff work in collaboration with the family to obtain necessary documentation from health care providers and oral health care providers to support the individualized needs of the children. The data below represents the percentage of Head Start and Early Head Start children that received comprehensive medical exams and dental exams up until March 2020:



- 77% of enrolled children received a comprehensive medical exam.
- 60% of enrolled children received a dental exam.


Early on in the COVID-19 pandemic, routine physical exams and routine dental visits were canceled across the state. This initial response impacted the number of children who were able to get up-to-date and stay up-to-date in these areas. Our program has worked with families to catch-up and obtain those exams that were missed. The above numbers are lower than in past years.

### Federal Review Results

SNHS had two recent federal reviews. These included:

- Focus Area One (FA1) – November 4, 2019 – November 8, 2019
- CLASS® Observations– March 9, 2020 – March 14, 2020

See separate attachments for full review results.



## **School Readiness Plan**

### **READY PROGRAM**

**Program staff will be focused on providing supports that enable children to be successful in the future through the guidance of school readiness goals, as shown below. As part of the overarching approach to school readiness we will:**

- Ensure the implementation of management systems which sustain high quality services for children and families.
- Help children display the ability to manage their own behaviors and to maintain healthy relationships with others.
- Promote overall child health to support the ability to learn.
- Provide experiences and education for parents to support their role as their child's first and most important teacher.

### **READY FAMILIES**

**Families will be engaged in the long-term, lifelong success of their child. Early Head Start and Head Start recognizes that parents are their children's primary teachers and advocates. Staff will partner with families in establishing school readiness goals and sharing information about their children's progress. Families can:**

- Provide loving and caring relationships that promote healthy social and emotional development.
- Read with children every day.
- Interact frequently with your child each day by talking, asking questions and listening.
- Take children for well child check-ups.
- Provide nutritious meals and opportunities for physical activity.
- Advocate for their children.

### **READY SCHOOLS**

**Early Head Start and Head Start programs work together with local schools and school districts to promote school readiness and to engage families as their children make the transition to Head Start or kindergarten. Schools will:**

- Partner with local education agencies to promote continuity of services and effective transitions to kindergarten and/or other school settings.
- Implement a systematic procedure for transferring, with parental consent, Early Head Start and Head Start program records.
- Partner with families to help each child learn and reach his or her potential.
- Build upon the individual physical, social, emotional and cognitive skills of each child as they prepare to move from Early Head Start to Head Start and then to the public school system.

### **READY CHILDREN**

**School readiness means children possess the skills, knowledge and attitudes necessary for success in school and for later learning and life. This includes all aspects of healthy development, including social, emotional, cognitive and physical development.**

## Budgetary Expenditures 2019-2020

Head Start	Early Head Start	Early Head Start-Child Care Partnership
<u>Head Start Federal Revenue:</u> <b>\$5,673,912</b> <u>Nonfederal Share:</u> \$1,296,196	<u>Early Head Start Federal Revenue:</u> <b>\$1,488,459</b> <u>Nonfederal Share:</u> \$116,095	<u>Early HS -CCP Federal Revenue:</u> <b>\$285,762</b> <u>Nonfederal Share:</u> \$60,540
<u>Expenditures</u> Personnel: \$2,935,664 Fringe: \$1,428,976 Equipment: \$0 Supplies: \$194,498 Contractual: \$0 Other: \$360,912 Indirect: \$465,995 Training and Technical Assistance: \$55,126	<u>Expenditures</u> Personnel: \$739,965 Fringe: \$313,813 Equipment: \$0 Supplies: \$42,174 Contractual: \$0 Other: \$71,982 Indirect: \$117,382 Training and Technical Assistance: \$17,737	<u>Expenditures</u> Personnel: \$174,322 Fringe: \$76,261 Equipment: \$0 Supplies: \$7,897 Contractual: \$0 Other: \$6,680 Indirect: \$24,753 Training and Technical Assistance: \$2,336

## Proposed Budget 2020-2021

Head Start	Early Head Start	Early Head Start-Child Care Partnership
<u>Head Start Federal Revenue:</u> <b>\$5,702,666</b> <u>Nonfederal Share:</u> \$1,369,841	<u>Early Head Start Federal Revenue:</u> <b>\$1,458,530</b> <u>Nonfederal Share:</u> \$348,487	<u>Early HS -CCP Federal Revenue:</u> <b>\$330,695</b> <u>Nonfederal Share:</u> \$72,507
<u>Expenditures</u> Personnel: \$3,145,243 Fringe: \$1,570,593 Equipment: \$0 Supplies: \$141,759 Contractual: \$3,000 Other: \$287,393 Indirect: \$494,752 Training and Technical Assistance: \$59,926	<u>Expenditures</u> Personnel: \$785,668 Fringe: \$334,989 Equipment: \$0 Supplies: \$41,650 Contractual: \$0 Other: \$138,361 Indirect: \$126,539 Training and Technical Assistance: \$31,323	<u>Expenditures</u> Personnel: \$194,149 Fringe: \$89,416 Equipment: \$0 Supplies: \$10,839 Contractual: \$0 Other: \$1,000 Indirect: \$28,690 Training and Technical Assistance: \$6,600

### 2020-2021 Projected amounts of public and private funds

- United Way: \$14,250
- New Hampshire Child Care Scholarship: \$1,024,194
- Parent Tuition: \$227,753
- USDA: \$300,000

## Community Assessment ~Summary~

The SNHS, Inc. comprehensive Community Assessment was completed in 2020. The data collected and reported for the comprehensive updated was largely gathered pre-pandemic. Annually SNHS, Inc. reviews and updates the Community Assessment to reflect any significant changes in the community.

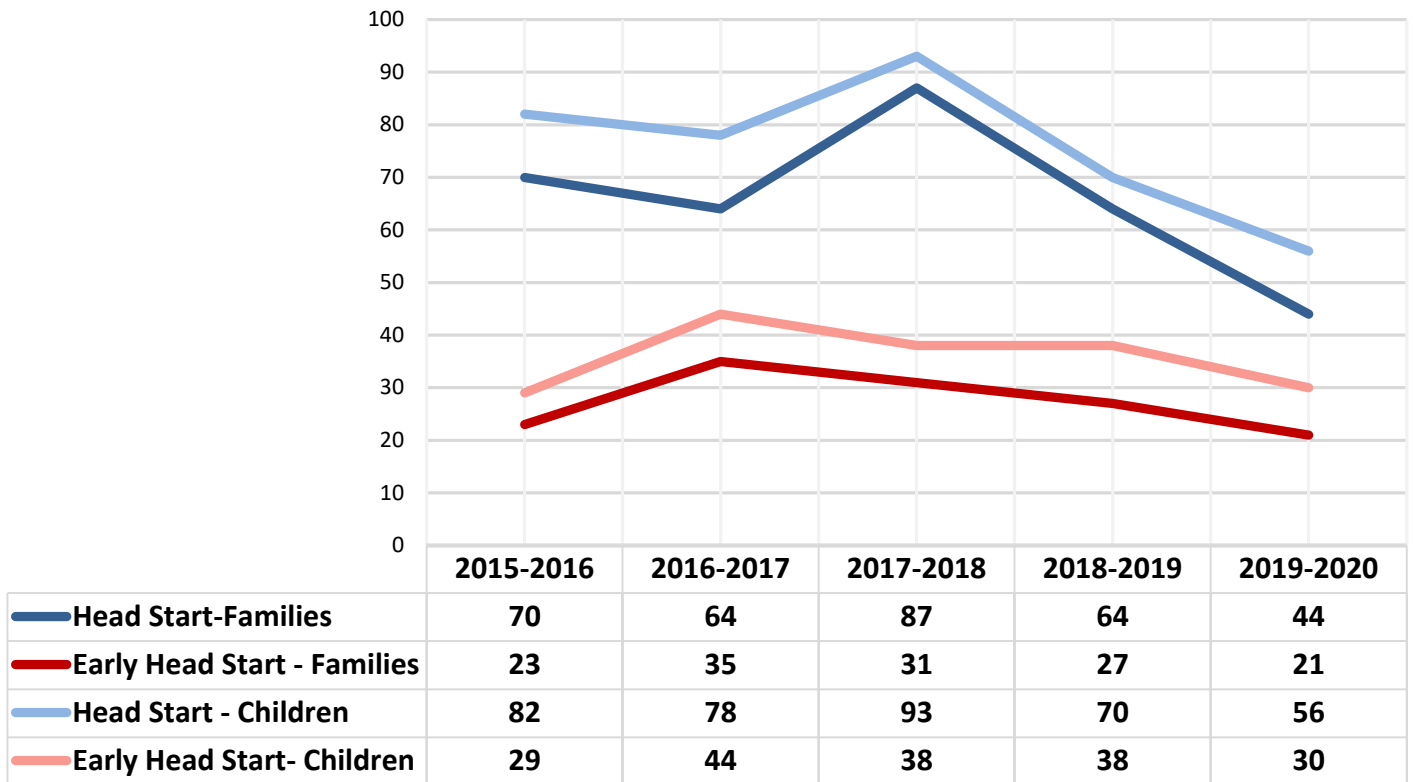
### Increased availability of publicly funded preschool

New Hampshire does not fund any public preschool with the exception of classrooms designed to service children who have been identified with educational disabilities.

### Rates of families and children experiencing homelessness

- SNHS, Inc. serves both Hillsborough and Rockingham Counties. The below chart shows the trend for the past 5 years for children enrolled in the SNHS, Inc. Head Start/Early Head Start program.

**Homelessness in Head Start & Early Head Start**



### Shifts in community demographics and resources

- There has been no significant change in the Poverty Rate by Town as reported in the Economic & Labor Market Information Bureau, NH Employment Security, February, 2020. Two towns in our service area, Derry and Hillsboro, saw an increase in poverty rate.
- The description of assistance for families enrolled during the 2019-2020 school year shows that a higher percentage of Early Head Start families access TANF and WIC services than Head Start families. A higher percentage of Head Start families accessed SNAP benefits.

- Within our service area the highest need for free and reduced lunch continue to be Manchester, Nashua, Seabrook, and Hillsborough.
- The population of children under age five decreased in the communities served with the exception of Manchester, Derry and Greenville.
- Licensed capacity for child care centers decreased from the previous year in our service area. Additionally, the COVID-19 pandemic had a significant impact on available spots within child care facilities, either permanently or temporarily at some point during the pandemic. Head Start continues to be the sole Licensed Provider in Greenville and is one of two licensed providers in Hillsborough.
- In the 2019-2020 program year:
  - Almost 4 percent of Head Start children lived with either a relative caregiver or in foster care and the percentage rose to 7% in Early Head Start.
  - The percentage of children from families experiencing current or past misuse of substances was 20.8 percent in Head Start and 20 percent in Early Head Start.
  - The percentage of children identifying a family member with a serious disability was nearly 25 percent in Head Start and nearly 30 percent in Early Head Start.
  - During the 2019-20 school year, 26% (124) of children enrolled in Head Start had a primary language other than English. Of these, 68% (84) were Spanish speaking.
  - During the 2019-20 school year, 33% (48) of children enrolled in Early Head Start had a primary language other than English. Of these, 57% (28) were Spanish speaking.

## **Financial Audit**

See separate attachment for Southern New Hampshire Services, Inc. and Affiliate Single Audit Report Year Ended July 31, 2020.

Independent Auditor's Report on Internal Control over Financial Reporting and on Compliance and Other Matters Based on an Audit of Financial Statements Performed in Accordance With *Government Auditing Standards*.

Performed by Oullette & Associates, P.A. Certified Public Accountants